



## CAUTION:

Do not aim at eyes or face.  
TO AVOID INJURY: Use only  
clean tap water.

Water resistant. Do not submerge.

**AGES 6+**

**BATTERY COVER**

**TRIGGER**

**CLIP RELEASE SWITCH**

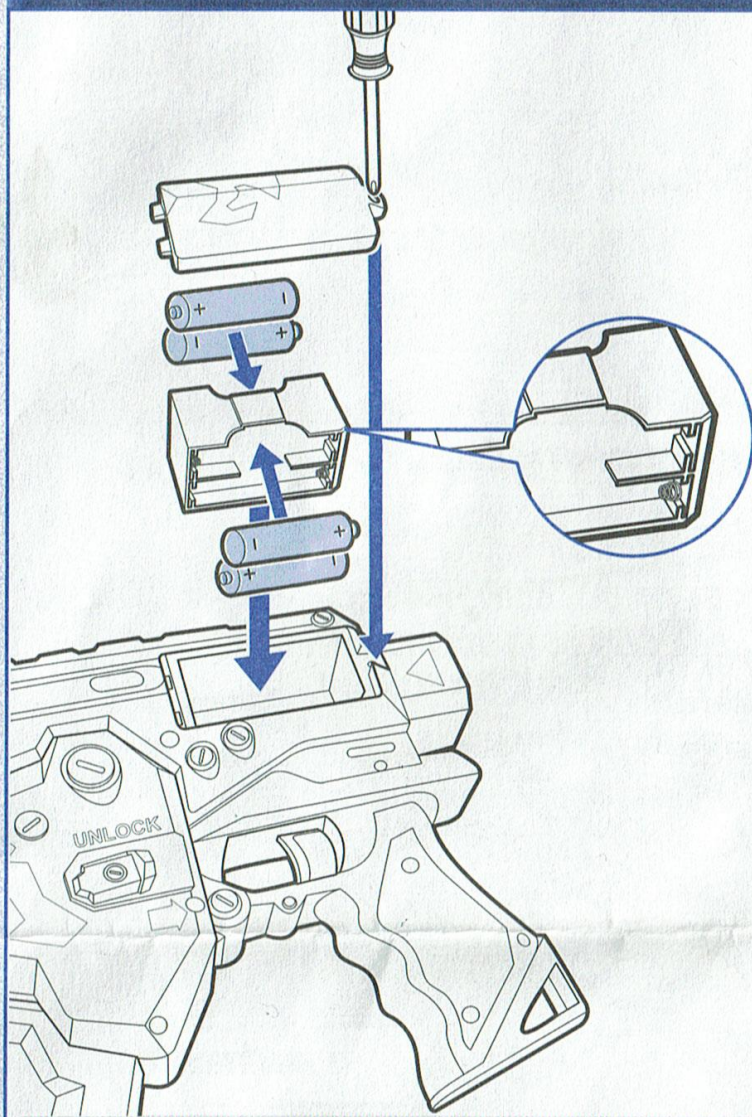
**WATER CLIP**

**Super  
Soaker®**

**THUNDERSTORM™**

**x4** 1.5V AA  
ALKALINE  
BATTERIES  
REQUIRED  
NOT INCLUDED

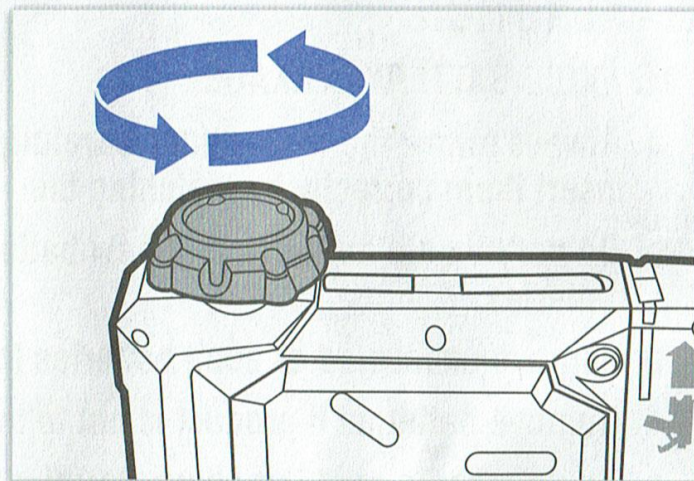
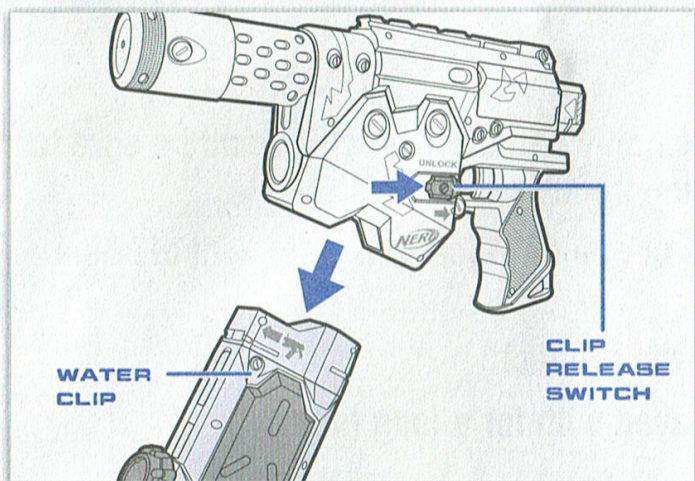
## TO INSERT BATTERIES



- 1 Use a Phillips/cross head screwdriver (not included) to loosen the screw in the battery compartment door.
- 2 Remove battery case and insert batteries as shown.
- 3 Battery case fits in only one direction. Do not force it.
- 4 Replace door and tighten screw.

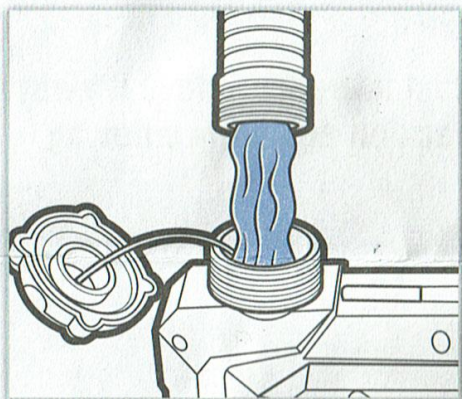
**WATER CLIP** 10 FL. OZ. (10.3  
**DISTANCE** 25 FT. (7.6 M)

## TO PLAY

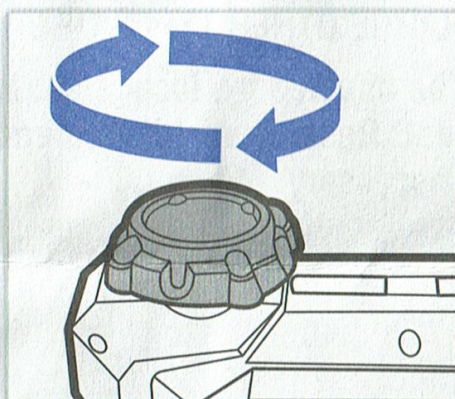


- 1** Slide CLIP RELEASE SWITCH backward and pull WATER CLIP out of soaker.

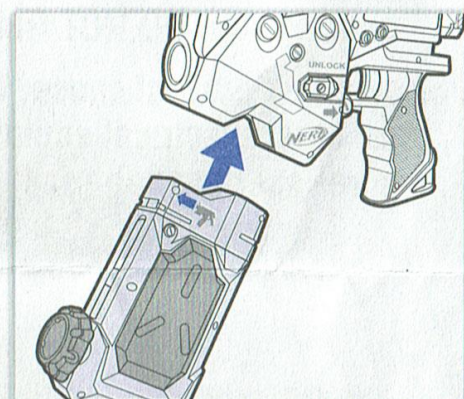
**2**



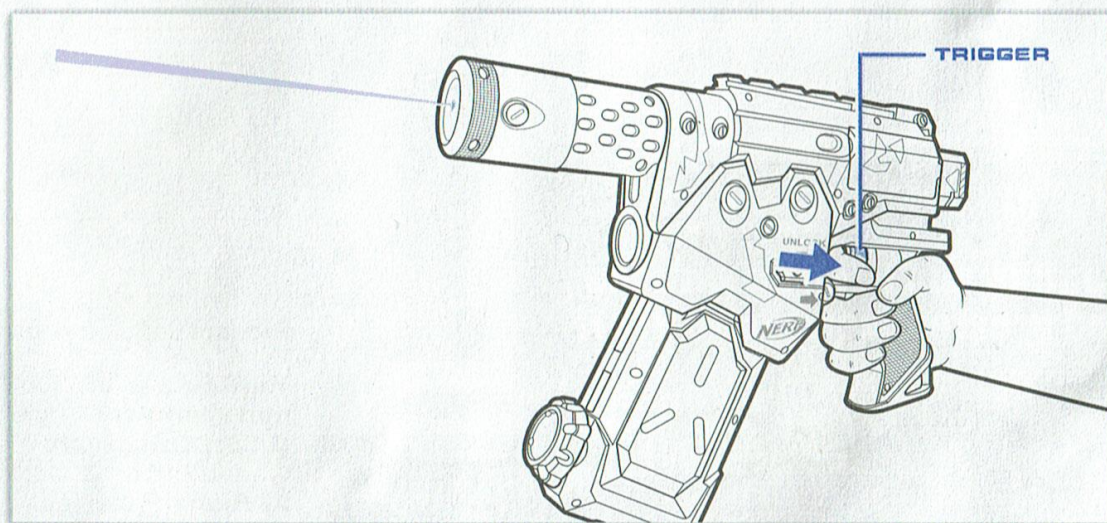
- 3** Fill completely with clean, clear tap water.



**4**



- 5** Insert WATER CLIP into soaker with arrow and fill cap pointing forward. WATER CLIP can only attach in one direction.



- 6** Pull TRIGGER to launch water.

# IMPORTANT: BATTERY INFORMATION



## CAUTION:

### 1. TO AVOID BATTERY LEAKAGE

- a. Always follow the instructions carefully. Use only batteries specified and be sure to insert them correctly by matching the + and – polarity markings.
- b. Do not mix old batteries and new batteries or standard (carbon-zinc) with alkaline batteries.
- c. Remove exhausted or dead batteries from the product.
- d. Remove batteries if product is not to be played with for a long time.
- e. Do not short-circuit the supply terminals.
- f. **RECHARGEABLE BATTERIES:** Do not mix these with any other types of batteries. Always remove from the product before recharging. Recharge batteries under adult supervision. **DO NOT RECHARGE OTHER TYPES OF BATTERIES.**

2. Should this product cause, or be affected by, local electrical interference, move it away from other electrical equipment. Reset (switching off and back on again or removing and re-inserting batteries) if necessary.

## ***Hey NERF Nation!***

**Join us online and keep up with the latest and greatest news from NERF!**



**Ask a parent before going online.**

**Questions? Call 1-800-327-8264**

Product and colors may vary.

YouTube and the YouTube logo are trademarks of Google Inc.

© 2012 Larami Ltd.

®\* and/or TM\* & © 2012 Hasbro.

All Rights Reserved.

TM & ® denote U.S. Trademarks.

U.S. Patents Pending.



28495

PN 7296940000